

ICY BOX



138-II-Series

SATA II Mobile Rack 3.5" HDDs

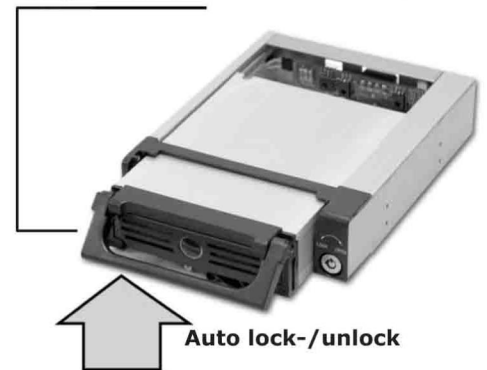
- Aluminium frame and cover
- Supports SATA II (Device Activity Signalling)
- Data transfer up to 3 Gbit/s
- Plug & Play, hot swappable
- 2 Power connectors: SATA (15 pin), Molex (4 pin)
- Front fan
- Dust protection cover
- LED for power
- LED for HDD access without additional cabling*
- Key Lock with power switch
- "Magic Handle" – mechanism for fast HDD interchange
- Colours: black, silver and beige

*Requires the SATA II feature Device Activity Signalling of the HDD, by this feature the disk activity is signalled via the power connector of the HDD and no additional cabling is necessary – since PCB rev. ST-135SATA-T V1.3

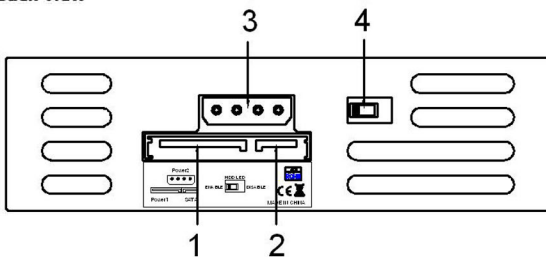


Carrier (open)

Magic Handle




Back view



1. 15 pin SATA power connector
If exists, connect here the 15 pin SATA power plug
2. 7 pin SATA data connector
3. 4 pin Molex power connector
If no 15 pin SATA connector exists, connect here the 4 pin standard Molex power plug
4. HDD LED Enable/Disable Switch : Left/LED on, Right/LED off

Note:

- 1) Position "HDD LED ENABLE": Standard setting – the HDD LED gets the access signal from pin 11 of the SATA data connector and flashes by HDD access. Normally you don't need to change this setting.
- 2) Position "HDD LED DISABLE": The HDD LED is shut off. By very special HDD, the pin 11 of the data connector is not reserved for the HDD access LED signal, but for other function. To get the HDD properly started, please set the HDD LED switch to the position "HDD LED DISABLE".



1. Green LED: Power on
2. Yellow LED: HDD access